

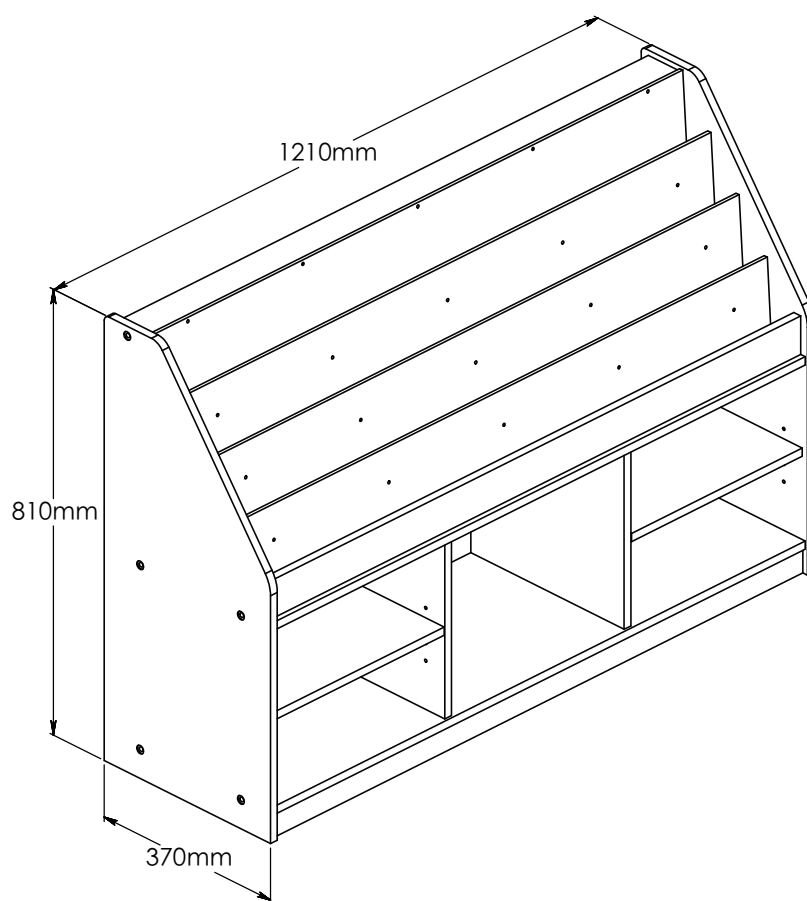
ASSEMBLY INSTRUCTIONS

Mobile Library Center

3 Years +

Active Play

Storage



⚠ WARNING
Adult assembly required due to the presence
of small parts, sharp edges and/or sharp points.

ASSEMBLY INSTRUCTIONS

3 Years +

Active Play

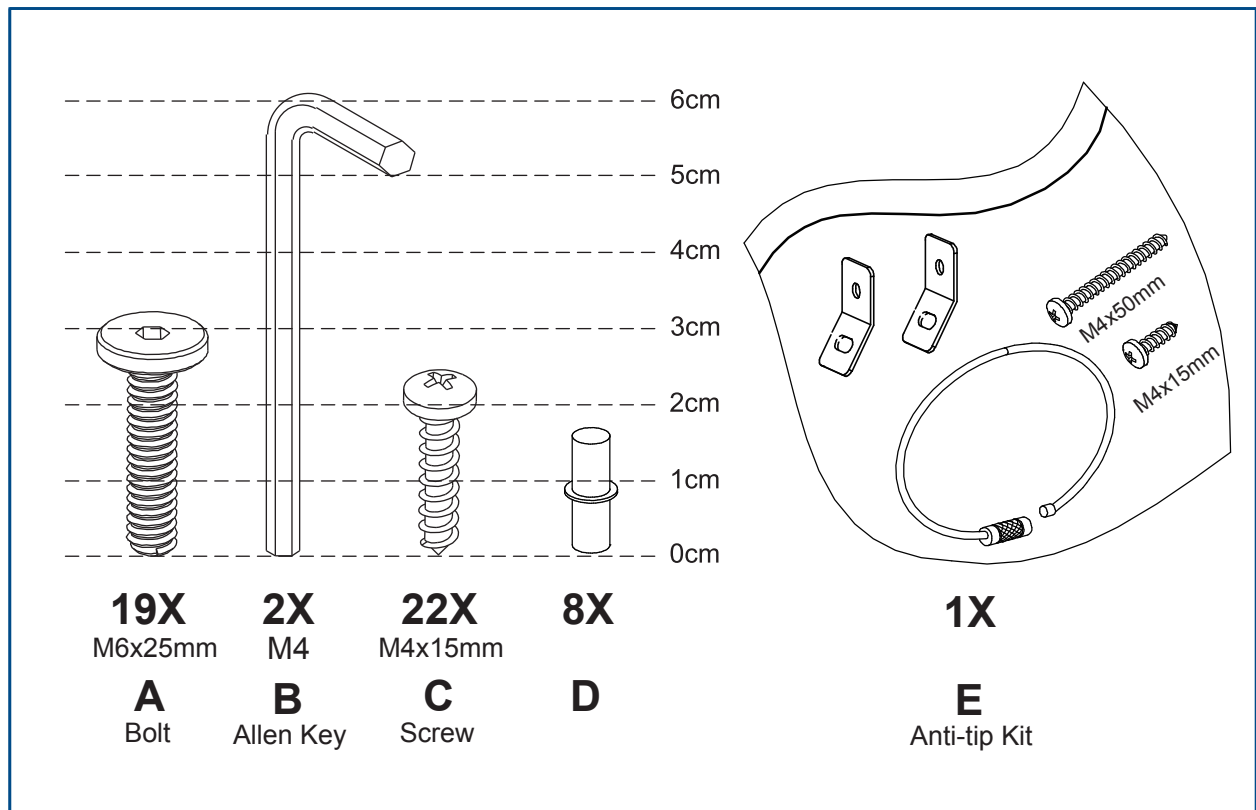
Storage

Mobile Library Center

Here's What You Get!

Check shipping box contents against Parts & Hardware List prior to assembly for correct parts and quantities.

Hardware



WARNING
Adult assembly required due to the presence of small parts, sharp edges and/or sharp points.

ASSEMBLY INSTRUCTIONS

3 Years +

Active Play

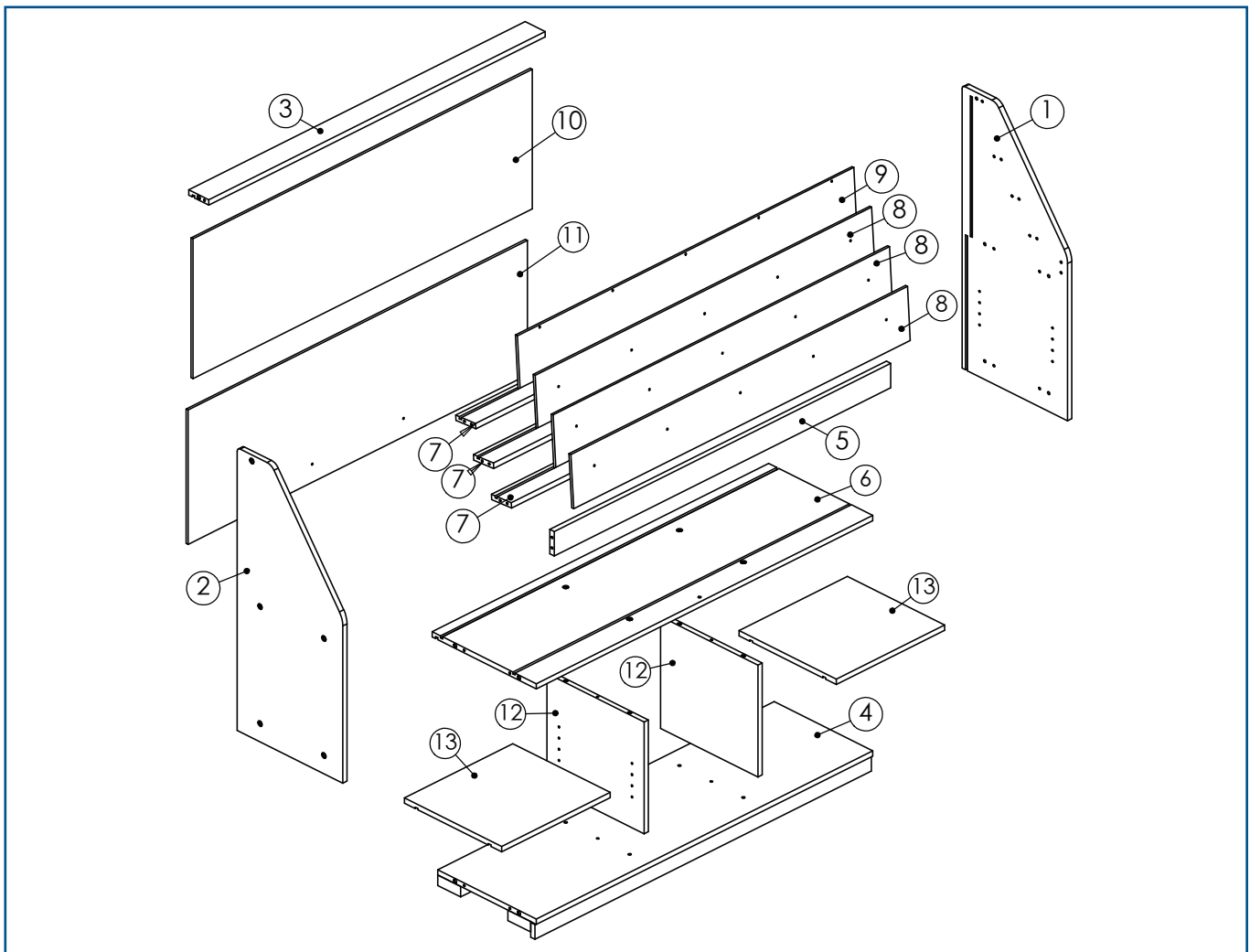
Storage

Mobile Library Center

Here's What You Get! (continued)

Check shipping box contents against Parts & Hardware List prior to assembly for correct parts and quantities.

Parts

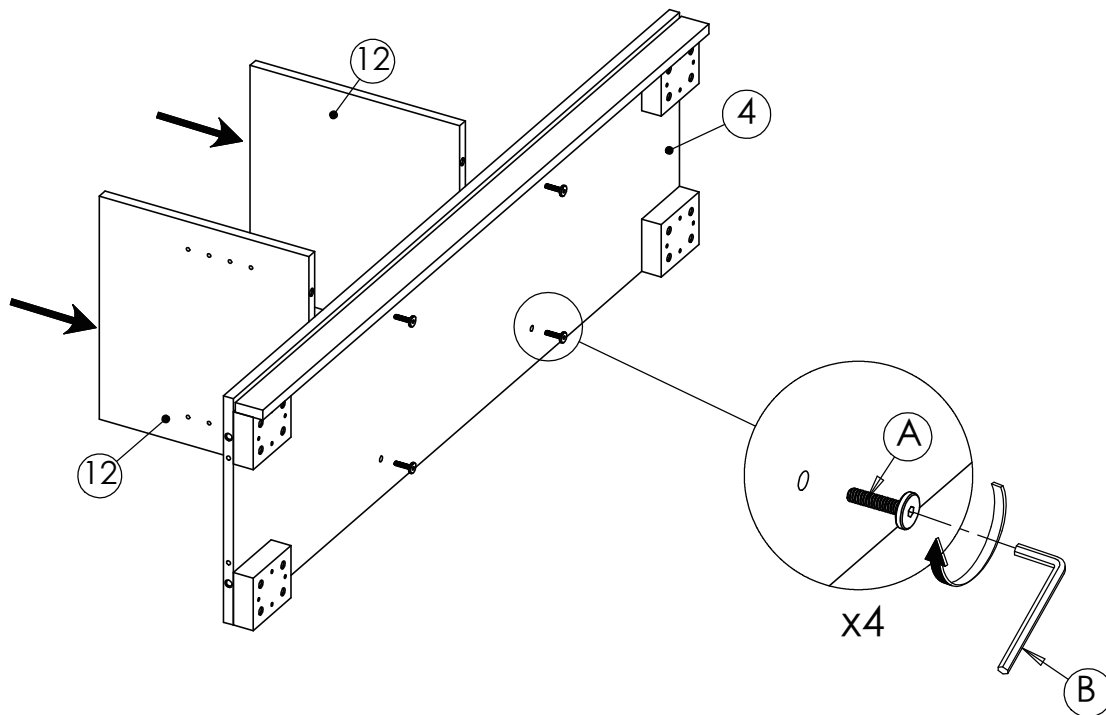


WARNING
Adult assembly required due to the presence of small parts, sharp edges and/or sharp points.

ASSEMBLY INSTRUCTIONS

Mobile Library Center (continued)

Assemble by matching Parts & Hardware List letter identifiers and quantities with Assembly Diagrams.



Attention!

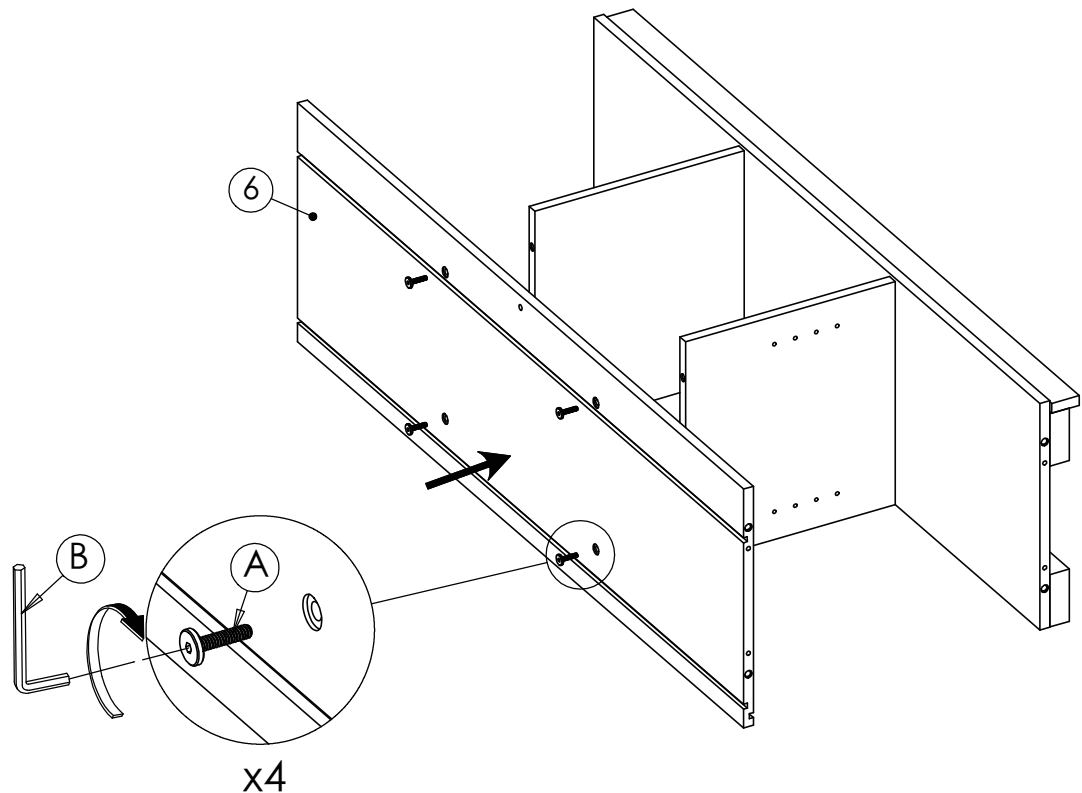
- The sharp tip of screws may scratch hands.
- Tighten all screws before use.
- Do not OVER tighten screws.
- Electric screwdrivers should NOT be used for assembly.
- Be sure to remove packaging, all rubber bands, wire ties and tags or fastenings from the product. They are not part of this product and must be removed and discarded before use.

Keep this packaging for future reference since it contains important information. Adult assembly required. Read enclosed instructions before use. SPECIFICATIONS, COLORS AND CONTENTS MAY VARY FROM ILLUSTRATIONS. Young children in play are unaware of potential dangers and hazards, therefore responsible adult supervision is essential.

ASSEMBLY INSTRUCTIONS

Mobile Library Center (continued)

Assemble by matching Parts & Hardware List letter identifiers and quantities with Assembly Diagrams.



Attention!

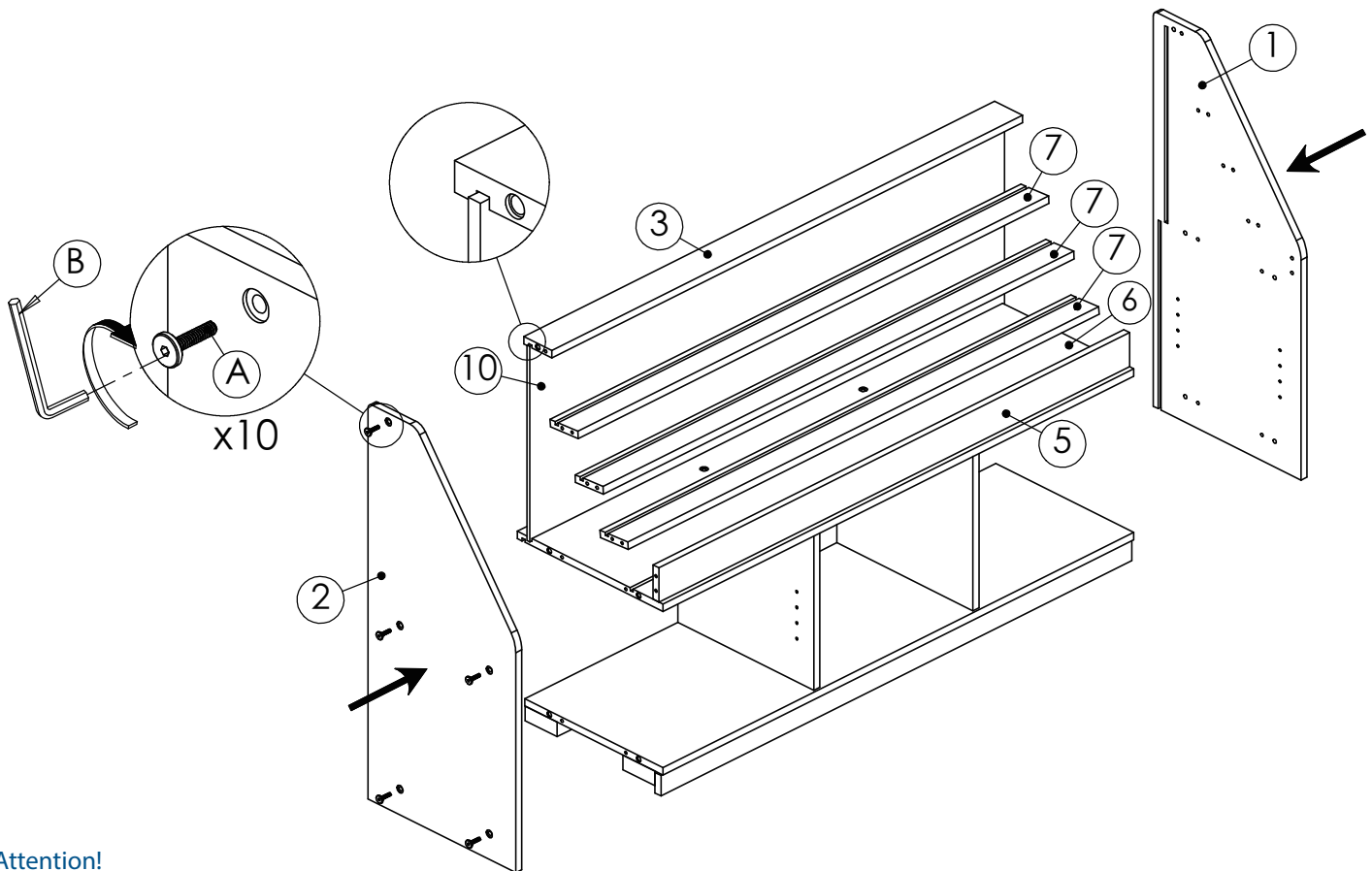
- The sharp tip of screws may scratch hands.
- Tighten all screws before use.
- Do not OVER tighten screws.
- Electric screwdrivers should NOT be used for assembly.
- Be sure to remove packaging, all rubber bands, wire ties and tags or fastenings from the product. They are not part of this product and must be removed and discarded before use.

Keep this packaging for future reference since it contains important information. Adult assembly required. Read enclosed instructions before use. SPECIFICATIONS, COLORS AND CONTENTS MAY VARY FROM ILLUSTRATIONS. Young children in play are unaware of potential dangers and hazards, therefore responsible adult supervision is essential.

ASSEMBLY INSTRUCTIONS

Mobile Library Center (continued)

Assemble by matching Parts & Hardware List letter identifiers and quantities with Assembly Diagrams.



Attention!

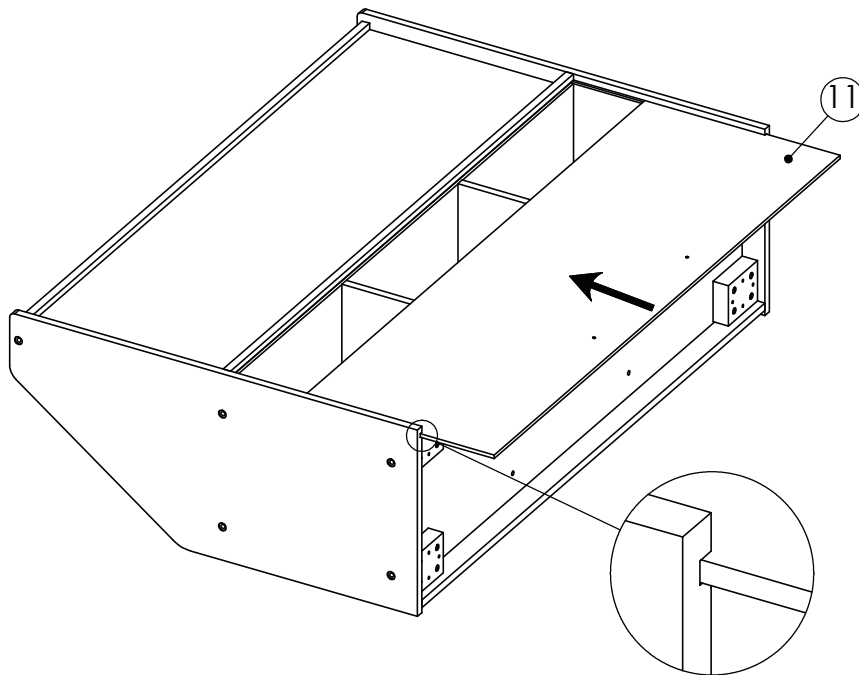
- The sharp tip of screws may scratch hands.
- Tighten all screws before use.
- Do not OVER tighten screws.
- Electric screwdrivers should NOT be used for assembly.
- Be sure to remove packaging, all rubber bands, wire ties and tags or fastenings from the product. They are not part of this product and must be removed and discarded before use.

Keep this packaging for future reference since it contains important information. Adult assembly required. Read enclosed instructions before use. SPECIFICATIONS, COLORS AND CONTENTS MAY VARY FROM ILLUSTRATIONS. Young children in play are unaware of potential dangers and hazards, therefore responsible adult supervision is essential.

Mobile Library Center (continued)

Assemble by matching Parts & Hardware List letter identifiers and quantities with Assembly Diagrams.

4



Attention!

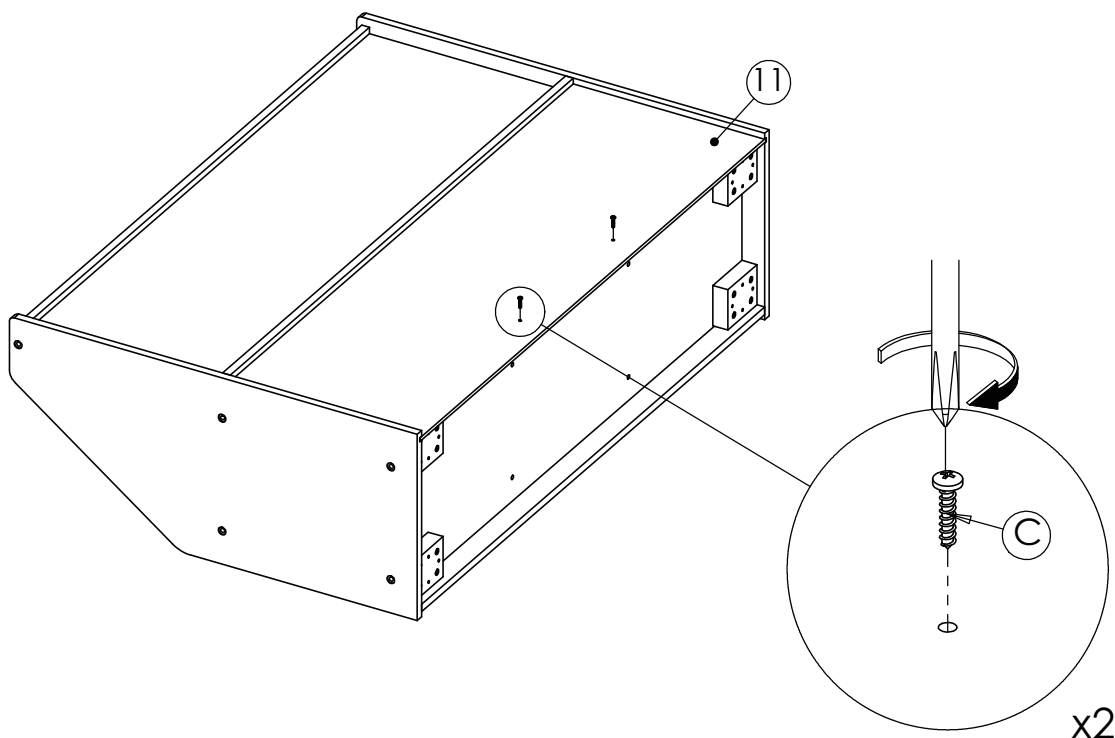
- The sharp tip of screws may scratch hands.
- Tighten all screws before use.
- Do not OVER tighten screws.
- Electric screwdrivers should NOT be used for assembly.
- Be sure to remove packaging, all rubber bands, wire ties and tags or fastenings from the product. They are not part of this product and must be removed and discarded before use.

Keep this packaging for future reference since it contains important information. Adult assembly required. Read enclosed instructions before use. SPECIFICATIONS, COLORS AND CONTENTS MAY VARY FROM ILLUSTRATIONS. Young children in play are unaware of potential dangers and hazards, therefore responsible adult supervision is essential.

ASSEMBLY INSTRUCTIONS

Mobile Library Center (continued)

Assemble by matching Parts & Hardware List letter identifiers and quantities with Assembly Diagrams.



Attention!

- The sharp tip of screws may scratch hands.
- Tighten all screws before use.
- Do not OVER tighten screws.
- Electric screwdrivers should NOT be used for assembly.
- Be sure to remove packaging, all rubber bands, wire ties and tags or fastenings from the product. They are not part of this product and must be removed and discarded before use.

Keep this packaging for future reference since it contains important information. Adult assembly required. Read enclosed instructions before use. SPECIFICATIONS, COLORS AND CONTENTS MAY VARY FROM ILLUSTRATIONS. Young children in play are unaware of potential dangers and hazards, therefore responsible adult supervision is essential.

ASSEMBLY INSTRUCTIONS

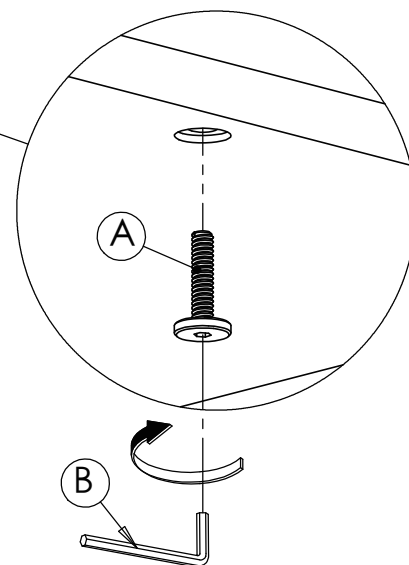
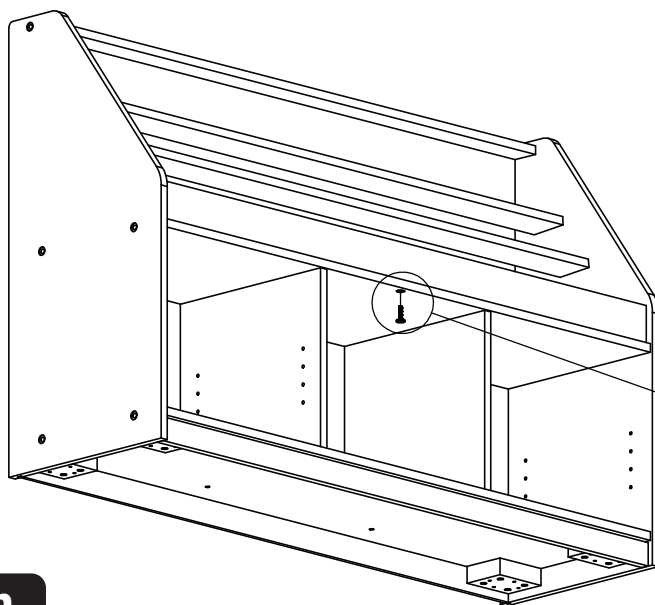
Mobile Library Center (continued)

Assemble by matching Parts & Hardware List letter identifiers and quantities with Assembly Diagrams.

6



B x 2



Attention!

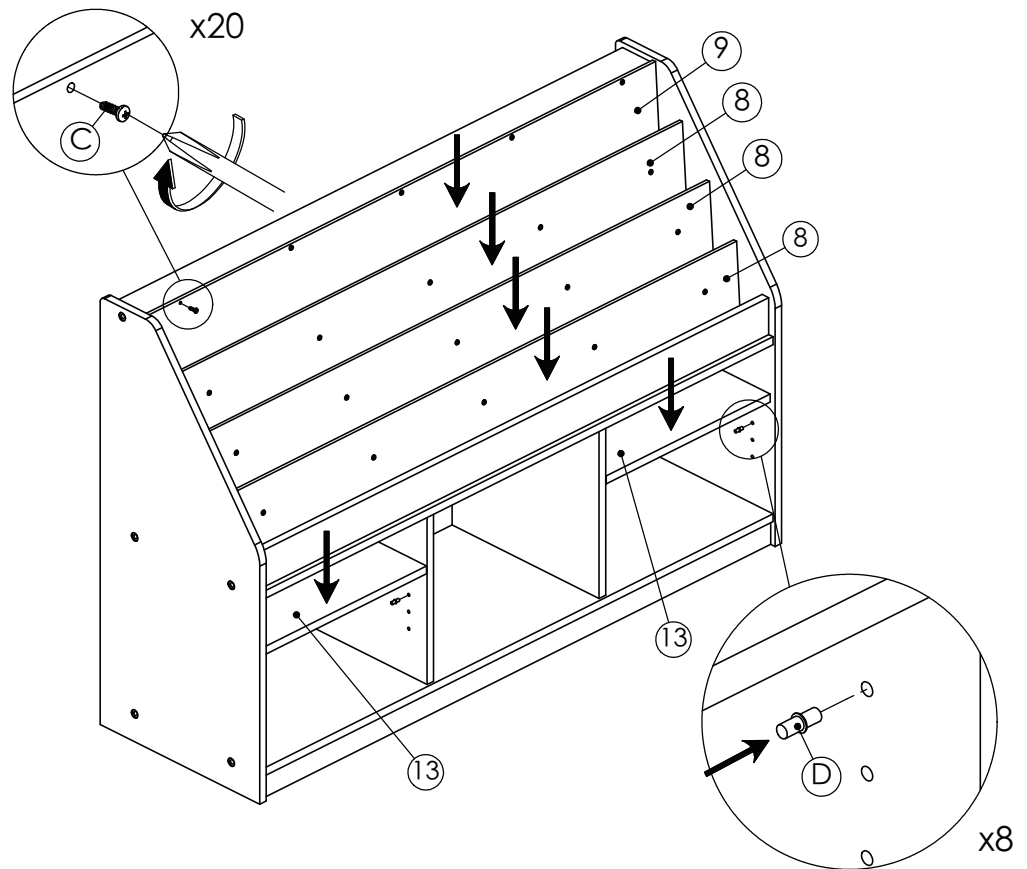
- The sharp tip of screws may scratch hands.
- Tighten all screws before use.
- Do not OVER tighten screws.
- Electric screwdrivers should NOT be used for assembly.
- Be sure to remove packaging, all rubber bands, wire ties and tags or fastenings from the product. They are not part of this product and must be removed and discarded before use.

Keep this packaging for future reference since it contains important information. Adult assembly required. Read enclosed instructions before use. SPECIFICATIONS, COLORS AND CONTENTS MAY VARY FROM ILLUSTRATIONS. Young children in play are unaware of potential dangers and hazards, therefore responsible adult supervision is essential.

ASSEMBLY INSTRUCTIONS

Mobile Library Center (continued)

Assemble by matching Parts & Hardware List letter identifiers and quantities with Assembly Diagrams.



Attention!

- The sharp tip of screws may scratch hands.
- Tighten all screws before use.
- Do not OVER tighten screws.
- Electric screwdrivers should NOT be used for assembly.
- Be sure to remove packaging, all rubber bands, wire ties and tags or fastenings from the product. They are not part of this product and must be removed and discarded before use.

Keep this packaging for future reference since it contains important information. Adult assembly required. Read enclosed instructions before use. SPECIFICATIONS, COLORS AND CONTENTS MAY VARY FROM ILLUSTRATIONS. Young children in play are unaware of potential dangers and hazards, therefore responsible adult supervision is essential.

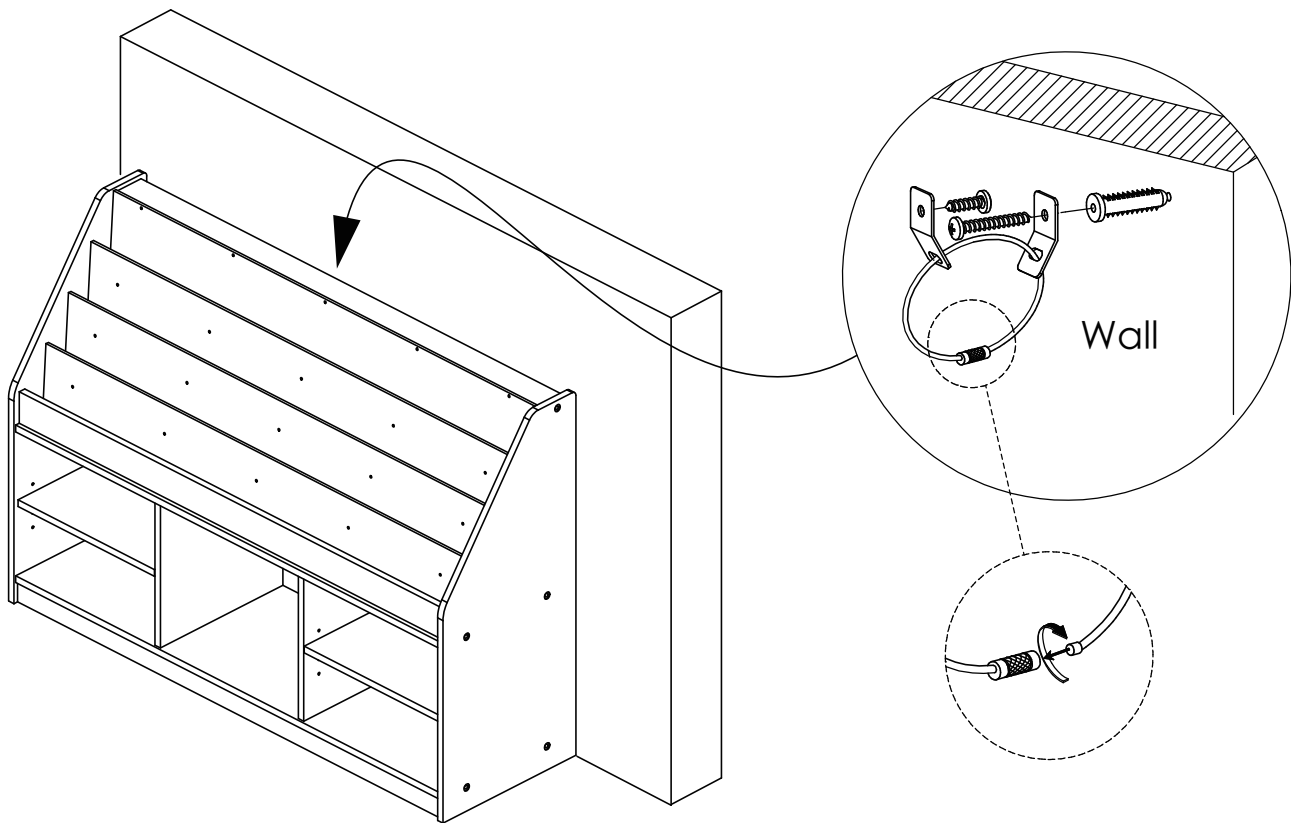
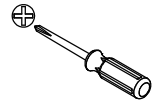
ASSEMBLY INSTRUCTIONS

Mobile Library Center (continued)

Assemble by matching Parts & Hardware List letter identifiers and quantities with Assembly Diagrams.

8

E x 1



Attention!

- The sharp tip of screws may scratch hands.
- Tighten all screws before use.
- Do not OVER tighten screws.
- Electric screwdrivers should NOT be used for assembly.
- Be sure to remove packaging, all rubber bands, wire ties and tags or fastenings from the product. They are not part of this product and must be removed and discarded before use.

Keep this packaging for future reference since it contains important information. Adult assembly required. Read enclosed instructions before use. SPECIFICATIONS, COLORS AND CONTENTS MAY VARY FROM ILLUSTRATIONS. Young children in play are unaware of potential dangers and hazards, therefore responsible adult supervision is essential.