

Beginning Sound Match

Congratulations on your purchase of **Really Good Literacy Center-in-a-Bag™ Beginning Sound Match**—a fun and engaging game that strengthens your students' phonological awareness skills.


Objective

The student will match beginning sounds in words using picture cues.

This Really Good Stuff® product includes:

- 48 Really Good Learning Deck Cards™
- 4 Game Mats
- Center Task Card
- This Really Good Stuff® Instructional Guide

Beginning Sound Match reinforces early readers' beginning sound knowledge and builds auditory discrimination skills. Students take turns matching the beginning sounds of the pictures on the *Learning Deck Cards* to those of the pictures on their individual *Game Mats*. Through repeated play, they become skilled at identifying and matching beginning sounds.



Managing the Center-in-a-Bag

- Display the *Center Task Card*.
- Use the color of the *Game Mat* borders to find the corresponding *Learning Deck Cards*.
- Demonstrate how to tidy the center when the game is complete.
- Store the center materials in the bag and hang it alongside other *Centers-in-a-Bag*.


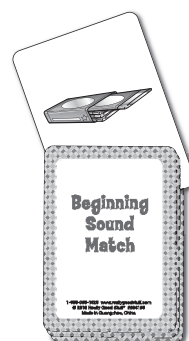
Introducing Beginning Sound Match

Beginning Sound Match provides a fun setting for students to practice matching beginning sounds in words using picture Cards. Students must isolate the beginning sound of each picture on their mat and then use their auditory discrimination skills to find a matching picture Card. Included are 24 different beginning consonant and vowel sounds. The double-sided *Game*

Mats have a unique combination of six beginning sounds on each side, offering a variety of challenge and fun. This practice builds early phonological awareness skills and prepares students for more advanced sound study.

Model the Activity

Begin by modeling the game, discussing every step with students. Start with a single *Game Mat* for practice. Review and name the pictures, emphasizing beginning sounds by stretching them out: zzzipper. Explain that the object of the game is to cover all the pictures on the mat by making a match for each beginning sound. Turn over a *Learning Deck Card*, and have students name it and say its beginning sound. Ask if it has the same beginning sound as any of the pictures on the mat. If a match can be made, place the Card on that space. If no match can be made, return the Card to the bottom of the stack. For example, on *Game Mat 2A*, place *zookeeper* over *zipper* and return *gum* to the bottom of the stack because there are no pictures on the mat with the beginning sound /g/. Continue until all the pictures on the mat are covered. Select another mat to practice a different combination of beginning sounds.



Center Task Card

Post this at the literacy center in a visible position. The student or helper can refer to the *Center Task Card* for instructions. Refer to the shaded section at the top of the Card for center preparation, including needed materials.

Meeting State Standards

This type of practice in beginning-sound identification and matching helps students meet grade-level expectations and builds a strong phonological-awareness foundation.

Beginning Sound Match

Beginning Sound Match Game

One to four players

Object: Match beginning sounds in words using picture cues

Materials: Learning Deck Cards, Game Mats

1. Each player receives a Game Mat.
2. Place all the picture cards face down in a stack.
3. Name the pictures on your mat and say their beginning sounds.
4. Take the top picture Card, name it, and say its beginning sound. If it has the same beginning sound as a picture on your mat, place it on that space. If it doesn't, return the picture Card to the bottom of the stack.
5. Keep playing until you cover all the pictures on your mat.

For two to four players, take turns. The winner is the first player to cover all the pictures on his or her mat.

Variation:

Turn over the Game Mats and play with a different combination of beginning sounds.

Related Really Good Stuff® Products:

Ending Sound Match (item #304144)

Really Good Learning Deck Cards™ That Match Game Mats Side A	Pictures on Game Mats	Really Good Learning Deck Cards™ That Match Game Mats Side B	Pictures on Game Mats
apple bib kite doll elephant feet gum hen inch jet lip mat nut ostrich paint roots sad sock tire umbrella violin wing yell zookeeper	1A bag hat milk saw yo-yo igloo 2A dog key night tack zipper octopus 3A fish jar pail vase ant sandwich 4A gift lamb ring wolf egg underline	add butterfly car desk elbow fox guitar hair horse insect jug lemon moon nose olive pumpkin road sing turtle umpire vet web yellow zero	1B alligator under fire lock rake whale 2B elf boots ghost mouse soap yarn 3B ill cake hand nine ten zoo 4B ox duck jam pool van heart