

Really Good Stuff★ Instructional Guide

Feel, Trace & Write™ Alphabet

Congratulations on your purchase of the Really Good Stuff® **Feel, Trace & Write™ Alphabet**, a multi-skill alphabet and handwriting practice tool.

Meeting Common Core State Standards

The Really Good Stuff Feel, Trace & Write Alphabet aligns with the following English Language Arts Standard(s):

Phonics and Word Recognition

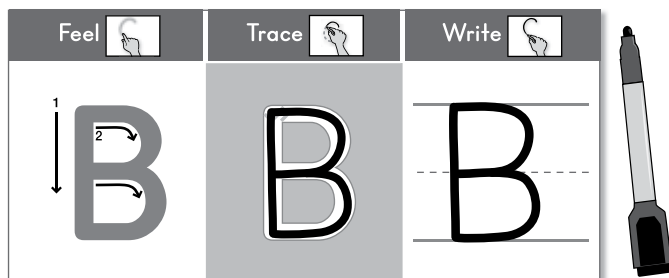
RF.K.1 Demonstrate understanding of the organization and basic features of print.

- d. Recognize and name all upper- and lowercase letters of the alphabet.


This Really Good Stuff product includes:

- 52 Two-Sided Feel, Trace & Write Cards
- 4 Dry Erase Markers
- This Really Good Stuff Instructional Guide

Feel, Trace & Write Alphabet brings together two fundamental literacy skills: handwriting and phonemic awareness. Using just the cards and the included dry erase markers, students complete three important handwriting steps: feeling (known as fingertracing), tracing, and writing a letter. This process addresses visual, tactile, and practical learning, which will help to reinforce students' handwriting skills.



Accompanying the textured writing in the Feel section on the left are numbered arrows showing each step. The numbers indicate the number of starting points. Numbers 1 and 2 mean the marker is lifted once; 1, 2, and 3 mean it's lifted twice, and so on.

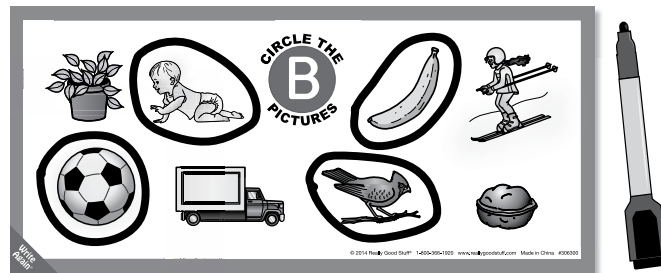


In the Trace section, an arrow directs students to the first starting point. Some letters have additional starting-point arrows where the marker goes after being lifted.

Uppercase "B" has two starting points, because the writing utensil is lifted once.

On the back of each card, students complete a phonemic awareness activity. They find and circle the target beginning sound (with one exception: for lowercase x, they circle the ending x sound). For consistency, the lowercase vowels have correct

answers with short-vowel sounds, and the uppercase vowels have correct answers with long-vowel sounds. See the answer key at the end of this guide.



Importance of Learning Handwriting Strokes

Research increasingly shows that writing letters by hand (manuscript and cursive) is an important step in literacy development. Handwriting helps develop fine motor skills and memory, both very important for cognitive development. Having students learn and repeatedly use correct strokes will speed up their writing by removing the distraction of figuring out where to start every time they write a letter. With faster, more automatic letter formation, students will later be able to concentrate on their writing content, spelling, punctuation, and other skills. Likewise, automatic letter recognition means students will have an advantage in decoding, comprehension, fluency, and so on.

Handwriting instruction methods vary. The most common methods aim to simplify the handwriting process for students, emphasizing fluency and efficiency with minimal lifting of the writing utensil. See the handwriting stroke guide on the next page. Note: The instructions are for right-handed writers and work backward for left-handed writers.

Managing Feel, Trace & Write Alphabet

- Visit our web site at reallygoodstuff.com to download Really Good Stuff Instructional Guides.
- Remind students to use only the dry erase markers on the cards.
- Erase student writing before storing the cards in the box.
- Store the cards alphabetically to make it easier to find specific cards.

Introducing Feel, Trace & Write Alphabet

Demonstrate the steps for both the front and back of the *Feel, Trace & Write Cards* before having students use them on their own.

First, teach the handwriting strokes and phonemic awareness skills. Then go over the picture words on the backs of the cards. Provide plenty of beginning and ending sound practice before having students use the card backs on their own. Use the cards as a practice tool to reinforce your instruction.

All instructional guides can be found online.

Feel, Trace & Write™ Alphabet

Handwriting Stroke Instructions

- a Circle back all the way around; push up straight. Pull down straight.
 - b Pull down straight; push up. Circle forward.
 - c Circle back.
 - d Circle back all the way around; push up straight. Pull down straight.
 - e Slide right. Circle back.
 - f Curve back. Pull down straight. Lift. Slide right.
 - g Circle back all the way around; push up straight. Pull down straight; curve back.
 - h Pull down straight. Push up; curve forward; pull down straight.
 - i Pull down straight. Lift. Dot.
 - j Pull down straight; curve back. Lift. Dot.
 - k Pull down straight. Lift. Slant left. Slant right.
 - l Pull down straight.
 - m Pull down straight. Push up; curve forward; pull down straight. Push up; curve forward; pull down straight.
 - n Pull down straight. Push up; curve forward; pull down straight.
 - o Circle back all the way around.
 - p Pull down straight. Push up. Circle forward all the way around.
 - q Circle back all the way around; push up straight. Pull down straight; curve forward.
 - r Pull down straight. Push up; curve forward.
 - s Curve back; curve forward.
 - t Pull down straight. Lift. Slide right.
 - u Pull down straight; curve forward; push up. Pull down straight.
 - v Slant right. Slant up.
 - w Slant right. Slant up. Slant right. Slant up.
 - x Slant right. Lift. Slant left.
 - y Slant right. Lift. Slant left.
 - z Slide right. Slant left. Slide right.
-
- A Slant left. Lift. Slant right. Lift. Slide right.
 - B Pull down straight. Lift. Slide right; curve forward; slide left. Slide right; curve forward; slide left.
 - C Circle back.
 - D Pull down straight. Lift. Slide right; curve forward; slide left.
 - E Pull down straight. Lift. Slide right. Lift. Slide right; stop short. Lift. Slide right.
 - F Pull down straight. Lift. Slide right. Lift. Slide right; stop short.
 - G Circle back. Slide left.
 - H Pull down straight. Lift. Pull down straight. Lift. Slide right.
 - I Pull down straight. Lift. Slide right. Lift. Slide right.
 - J Pull down straight; curve back. Lift. Slide right.
 - K Pull down straight. Lift. Slant left. Slant right.
 - L Pull down straight. Slide right.
 - M Pull down straight. Lift. Slant right. Slant up. Pull down straight.
 - N Pull down straight. Lift. Slant right. Push up straight.
 - O Circle back all the way around.
 - P Pull down straight. Lift. Slide right; curve forward; slide left.
 - Q Circle back all the way around. Lift. Slant right.
 - R Pull down straight. Lift. Slide right; curve forward; slide left. Slant right.
 - S Curve back; curve forward.
 - T Pull down straight. Lift. Slide right.
 - U Pull down straight; curve forward; push up.
 - V Slant right. Slant up.
 - W Slant right. Slant up. Slant right. Slant up.
 - X Slant right. Lift. Slant left.
 - Y Slant right. Lift. Slant left. Pull down straight.
 - Z Slide right. Slant left. Slide right.

Feel, Trace & Write™ Alphabet

Answer Key for Card Backs - Phonemic Awareness Activity

a apple, ant, ax, alligator, astronaut
 b bat, bike, bear, bee
 c candle, cow, cap, cup
 d doll, duck, doctor, dime, dolphin
 e egg, elephant, eggplant
 f feet, fish, face
 g gas, gate, goat
 h heart, house, horn, hand, hay
 i insect, ink, iguana, igloo
 j jacks, jam, jacket
 k kick, key, kite, kangaroo
 l leg, log, lamp
 m monkey, mouse, moon
 n nails, nose, nest, needle
 o ostrich, octopus, otter
 p peach, pen, pumpkin, pig
 q quarter, quilt
 r rabbit, run, rice, robe
 s sun, submarine, sing, seal
 t tent, tomato, tape, tiger
 u underwear, umpire, umbrella
 v vest, vase, vegetables
 w wand, water, wave, window
 ending x box, ax, fox
 y yarn, yell, yogurt
 z zipper, zero, zigzag

A acorn, ape, apron, anchor
 B ball, baby, bird, banana
 C cat, can, cake, corn, car
 D deer, dog, dig, dinosaur
 E ear, eagle, eel
 F farm, fan, football, five
 G garden, gorilla, goose, guitar
 H horse, hammer, hook
 I ice, ice cream, island
 J jet, jar, jeep, jaw, jellyfish, jug
 K koala, kitten, king
 L ladder, lake, lion, leaf
 M money, mouth, map, mat
 N nut, nine, net, net, neck
 O overalls, oval
 P panda, pizza, penguin
 Q question mark, queen, quail
 R rake, rat, ring, rain
 S saw, salad, soap, sock
 T top, toe, tiger, turtle
 U unicorn, ukulele, unicycle
 V veterinarian, violin, vacuum, van
 W watch, wing, wolf, watermelon, well
 X X-ray, xylophone
 Y yolk, yawn, yo-yo
 Z zoo, zucchini, zebra