

Spanish Syllable Star Puzzles

Congratulations on your purchase of the Really Good Stuff® **Spanish Syllable Star Puzzles**, a hands-on, engaging activity that builds students' phonics skills.

Objective

Students will segment and blend words with two syllables.

Meeting Common Core State Standards

The Really Good Stuff® **Spanish Syllable Star Puzzles** aligns with the following Spanish Language Arts Standards:

Phonics and Word Recognition

RF.1.3 Know and apply grade-level phonics and word analysis skills in decoding words.

- e. Decode 2-syllable words following basic patterns by breaking the words into syllables.

Fonética y reconocimiento de palabras


RF.1.3 Conocen y aplican la fonética y las destrezas de análisis de palabras al nivel de grado, en la decodificación de palabras.

- e. Decodifican palabras de dos y tres sílabas siguiendo patrones básicos al dividir las palabras en sílabas.

This Really Good Stuff® product includes:

- 20 Spanish Syllable Star Puzzles
- 10 Answer Key Cards
- This Really Good Stuff® Teaching Guide

Spanish Syllable Star Puzzles makes segmenting and blending syllables easy and fun for early readers. Students combine five beginning syllable *Tips* with each ending-syllable *Base* to make five words per *Star*. Depending on how many *Stars* students complete at once, the activity challenges beginning to advanced levels of learners. Included are 20 *Puzzles* each of words with 20 different common ending syllables, to provide students with ample practice building two-syllable words. The puzzles are arranged in sets of four. Each set has its own distinct color and number. One, two, three, or four puzzles can be used at a time, depending on the students' ability levels.



Beginning Syllable Tips and Ending Syllable Base

Managing the Spanish Syllable Star Puzzles

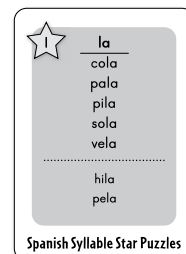
- Organize the *Puzzle Bases* and *Tips* by color, along with their corresponding *Answer Key Cards*.
- Photocopy the *Spanish Syllable Star Puzzle Instructions*. Laminate the instructions for repeated use.
- When using the game at a literacy center, be sure to show students how to tidy the center when the activity is complete.
- Visit our Web site at www.reallygoodstuff.com to download Really Good Stuff® Teaching Guides.

Introducing the Spanish Syllable Star Puzzles

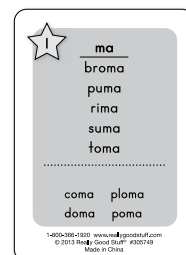
These puzzles introduce early learners to sound blending and segmentation. To build a complete *Star*, students simply find the beginning sound "tips" that belong with each ending syllable *Base*, turning the puzzles as necessary to read and pronounce each new word.

Match up the *Bases* and their corresponding *Tips* by looking at both the color of the pieces and the numbers on the backs. Use the color to group a set of four *Puzzles* that can be done together. This is the hardest level of the activity and requires students to look at four bases and 20 tips. These sets of four *Star Puzzles* are further divided into pairs indicated by the numbers on the backs for a simpler level of activity (two bases and ten tips.) For example, the *Bases* and *Tips* for **-la** and **-ma** have the number 1 on the backs, and **-lo** and **-mo** have the number 2, because each pair of *Puzzles* is to be completed together.


Use the *Answer Key Cards* to check your work. The words above the dotted line are those needed to solve the *One-* and *Two-Star Puzzles*. Below the line are additional words that can be made using the same colored *Tips* when putting together *Three-* and *Four-Star Puzzles*.



Front



Back



Spanish Syllable Star Puzzles

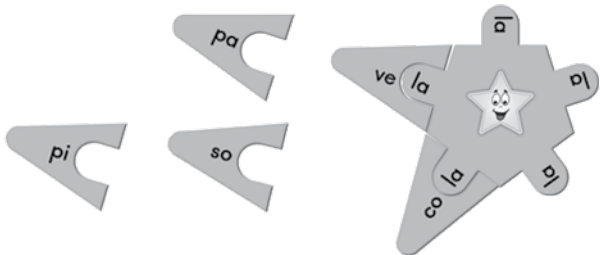
Depending on the level of your students, model how to complete *One-, Two-, and Four-Star Puzzles*. Solving the *Two- and Four-Star Puzzles* involves an added twist. Some *Tips* will fit in more than one place, so completing the puzzles may require some rearranging. Have students complete the *Puzzles* on their own or in pairs.

One-Star Puzzle

For students at the earliest level who need practice blending syllables, start with one *Star* and five *Tips*. Use the *Answer Key Card* to gather the correct *Tips*. (Because the task is simply to blend the syllables, giving students the correct *Tips* is appropriate.) Have students pronounce the beginning syllables on the *Tips* and then slide them one at a time to the *Base* and pronounce the complete words. Once the *Star* is complete, review the words by having students reread each new word or find the word you pronounce.

Two-Star Puzzle

Tell students that the object is to complete both *Star Puzzles* at once by using all the *Tips* and making real words. Start with a pair of like-numbered *Puzzle Bases* and *Tips*. Place the two *Bases* in front of your group, along with the *Tips* stacked face up or spread out on the table. Take a *Tip*, read it aloud, and ask your group with which *Base* it could combine to make a word. Try it out with one *Base* and ask the group if it makes a word – “*sola, ¿es una palabra?*” If it makes a word, attach the *Tip* to the *Base* and select another *Tip*. If it does not make a word, place it next to the other *Base* and pronounce the new word. Continue until both *Stars* are complete. Students may work individually or in pairs. Have them check their work by looking at the *Answer Key*.



Related Really Good Stuff® Products:

Spanish Syllable Slide and Learns™ (#305035)
 Spanish Syllable Puzzles (#305064)
 Word Family Star Puzzles: Short Vowels (#302756)
 Word Family Star Puzzles: Long Vowels (#302749)

Note: When working with multiple puzzles, sometimes a *Tip* will work with more than one *Base*. For example, the *Beginning Syllable Tip co* can be placed with the *-la* and *-ma* *Bases* to make *cola* and *coma*. Only after the *Two-Star Puzzle* is almost complete will students realize that *cola* is the correct placement for the completion of the puzzle because no other *Tip* can be used to complete the *-la* puzzle. In other words, each *Star* should be complete, with no *Tips* left over.

Four-Star Puzzle

Similar to the *Two-Star Puzzle* in procedure, this activity requires students to carefully analyze the *Stars* and correctly place all the *Tips* with their *Bases*. It is more difficult because there are various words that can be made but only one solution. But, in any event, all the *Tips* must be placed on all the *Star Bases* to make real words.

Spanish Syllable Star Puzzles

Players: One to four students

Object: To make two-syllable words and complete puzzles

Materials: one color-coded set of *Bases* and *Tips* (from one to four sets) and its corresponding *Answer Key Cards*

If needed, read through the *Beginning Syllable Tips* with your group before the activity.

1. Place the *Star Base(s)* and stack of *Tips* face up in front of you.
2. Take a *Beginning Syllable Tip*, read it aloud, and find the *Ending Syllable Base* to which it could attach to make a word. Attach the *Tip* and read the new word.
3. Take another *Tip* and do the same thing until the *Star Puzzles* are complete.
4. Read all the new words.
5. Check your work using the *Answer Key Card*.

Rompecabezas de estrella en español

De uno a cuatro estudiantes

Objetivo: Formar palabras de dos sílabas y completar el rompecabezas

Materiales: Un juego de *Bases* y *Puntas* codificadas por color (de uno a cuatro juegos) y sus *Hojas Decodificadora de Respuestas* correspondientes.

En caso necesario leer las *Puntas de Sílabas Iniciales* con el grupo antes de la actividad.

1. Pon las *Bases de Estrella* y el montón de *Puntas* cara arriba frente a ti.
2. Toma una *Punta de Sílabas Inicial*, léela en voz alta y encuentra la *Base de Sílabas Final* en la que podrías encajarla para formar una palabra.
3. Toma otra *Punta* y repite lo anterior hasta que los *Rompecabezas de Estrella* estén completos.
4. Lee todas las palabras nuevas.
5. Revisa tus resultados usando la *Hoja Decodificadora de Respuestas*.