

EZread™ Spanish Sound Box Kit Record Sheet

| 5-Phoneme Words | Needs More Practice | Mastered | 5-Phoneme Words | Needs More Practice | Mastered |
|-----------------|---------------------|----------|-----------------|---------------------|----------|
| bolsa | | | erizo | | |
| barco | | | limón | | |
| banco | | | falda | | |
| llorar | | | chango | | |
| plato | | | flota | | |
| fruta | | | pluma | | |
| amigo | | | crema | | |
| chicle | | | clavo | | |
| mosca | | | blusa | | |
| carne | | | brazo | | |
| abeja | | | globo | | |
| pulpo | | | grito | | |
| lápiz | | | trigo | | |
| avión | | | cajón | | |
| ratón | | | cerca | | |
| anillo | | | otoño | | |
| oveja | | | jaula | | |
| concha | | | peine | | |
| canta | | | catre | | |
| jabón | | | padre | | |
| araña | | | corte | | |
| tocón | | | tinta | | |
| cisne | | | punto | | |
| oruga | | | águila | | |
| cebra | | | arete | | |
| dados | | | fuego | | |
| mango | | | oreja | | |
| fresa | | | llanta | | |
| flecha | | | pecas | | |
| aleta | | | juego | | |

Really Good Stuff® Teaching Guide

EZread™ Spanish Sound Box Kit

Congratulations on your purchase of Really Good Stuff® **EZread™ Spanish Sound Box Kit**—a useful educational tool for teaching emergent readers to hear and identify the number of phonemes in simple three-, four-, and five-phoneme words.

This Really Good Stuff® product includes:

- 150 Spanish Picture Cards
- 12 Sound Box Word Mats
- 4 Dry Erase Crayons
- 36 Plastic Chips
- This Really Good Stuff® Teaching Guide

Managing the EZread™ Spanish Sound Box Kit

- Should you need this or any other Really Good Stuff® Teaching Guides, download them from our Web site at www.reallygoodstuff.com.
- Copy the EZread™ Spanish Sound Box Kit Record Sheet. Laminate the Record Sheet for repeated use.
- When using the **EZread™ Spanish Sound Box Kit** at a literacy center, be sure to demonstrate to students how to store the game parts in the compartmented box and tidy the center when the activity is complete.

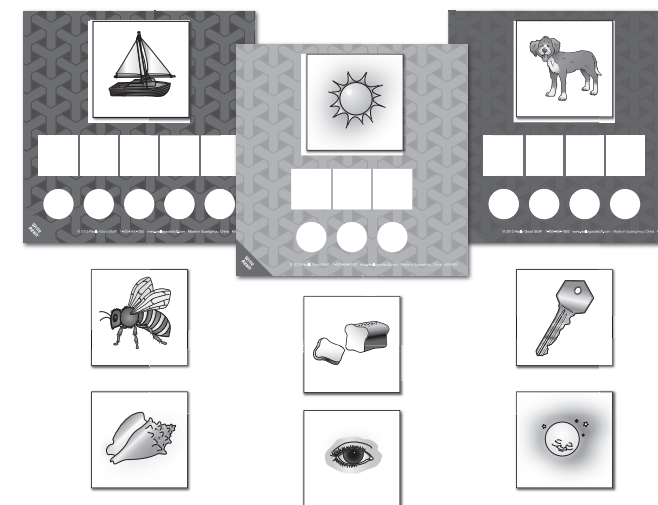
Introducing the EZread™ Spanish Sound Box Kit

The **EZread™ Spanish Sound Box Kit** helps students to identify the number of phonemes in a word and improve their auditory perception of letter sounds. The kit offers varying levels of challenge as students improve their phonological awareness. You get four each of three-, four-, and five-phoneme *Sound Box Word Mats* that feature Write Again® lamination as well as 4 *Dry Erase Crayons*. The *Picture Cards* include 30 three-phoneme words, 60 four-phoneme words, and 60 five-phoneme words.

Initially, you will work with students one-on-one to teach them to hear the phonemes in a three-phoneme word as they slide a chip into a sound box for each phoneme they hear. After students have mastered this elementary level of hearing and distinguishing phonemes, they can move on to four- and five-phoneme words. Then, when they have mastered hearing the sound segments as a word is enunciated and moving the chips into sound boxes, they can work in small groups, pairs, or independently using simple words that contain one letter per phoneme.

Phonemes

A phoneme is a sound segment in a word; for example, *pan* has three phonemes, one represented by *p*, one is represented by *a*, and one represented by *n*, *p-a-n*. Phonological awareness instruction teaches students how the sounds they hear in spoken language are represented in print. Phonemic awareness is a basic building block in learning to read and write. Teaching sounds along with letters helps students see how phonemic awareness relates to reading and writing, and phonemic awareness instruction is most effective when students are taught to use letters to represent phonemes. As students develop phonemic awareness, they use their knowledge of letter sounds to decode and spell words. According to the National Reading Panel, "Phonological awareness, especially phonemic awareness, provides children with essential foundational knowledge in the alphabetic system. It is one necessary instruction component within a complete and integrated reading program."



All teaching guides can be found online.

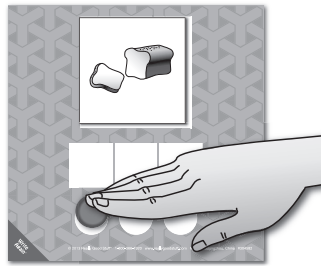
Really Good Stuff® Teaching Guide

EZread™ Spanish Sound Box Kit

Model the Activity

Using the **EZread™ Spanish Sound Box Kit**, very early beginning readers associate a picture of a word they know by sound and sight with *Plastic Chips* and a *Sound Box Word Mat* representing the number of phonemes in the word, thus taking one of the first steps in reading: Learning to hear phonemes in a word.

Pick out some *Picture Cards* with words that have three phonemes each and one three-phoneme *Word Mat*. Put a chip in each circle on the *Word Mat*. Initially, you will be working with students one-on-one. Place a *Picture Card* in the top square of the *Word Mat*. Sit with a student and pronounce the word slowly, exaggerating the phonemes as you say the word aloud. For example, pronounce the word *pan* as *ppp-aaa-nnn*, drawing out the sounds and pausing slightly between the three sounds. Then explain to the student that as you pronounce the word again, she or he is to slide a chip up into a sound box for each phoneme she or he hears.




As you enunciate *p*, the student slides the chip on the left up into the sound box on the left. As you enunciate *a*, the student slides the chip in the middle up into the middle sound box. The student's movements should correspond to your enunciating the phonemes. On the back of each *Picture Card* is the written word and a sound box for each phoneme in the word.

Using the EZread™ Spanish Sound Box Kit

Continue as described above, having the student slide a chip up into a sound box as you enunciate each phoneme in a word. As students become comfortable with three-phoneme words, move on to four- and five-phoneme words. Through repeated play with the **EZread™ Spanish Sound Box Kit**, students gain proficiency in hearing the phonemes in words. To provide a greater level of challenge, have students enunciate the words with you as they slide the chips up into the sound boxes on the *Word Mat*.

Independent Literacy Center Activity

After students have mastered hearing the sound segments and moving the chips into the sound boxes while enunciating the word, use the **EZread™ Spanish Sound Box Kit** as an independent literacy center activity. Choose *Picture Cards* to match the level of your students, starting out with three-phoneme words. Students can do this activity in groups, pairs, or working by themselves. Give students *Word Mats* that have the same number of circles and sound boxes as there are letters in the words. Students should pronounce the word, enunciating each phoneme clearly, and then use a *Dry Erase Crayon* to write the letters of the word in the sound boxes on the *Word Mat*. The word is printed on the back of each *Picture Card*, so students can check their work themselves by looking at the back of the card.



Extension Activity

Give students a random selection of *Picture Cards* and one of each type of *Word Mat*. Have them choose a card and say the word pictured. Then, according to how many phonemes they hear in the word, have them pick the *Word Mat* that has the correct number of phonemes. Students can do this activity in groups, pairs, or independently. They can check their work by looking on the back of the *Picture Card* to see how many sound boxes are shown.

| 3-Phoneme Words | Needs More Practice | Mastered |
|-----------------|---------------------|----------|
| oso | | |
| búho | | |
| ala | | |
| sol | | |
| ojo | | |
| mar | | |
| pan | | |
| sal | | |
| uno | | |
| oro | | |
| uva | | |
| hoja | | |
| día | | |
| olla | | |
| higo | | |
| humo | | |
| ocho | | |
| ajo | | |
| ave | | |
| uña | | |
| hilo | | |
| ola | | |
| hada | | |
| aro | | |
| dos | | |
| bol | | |
| pez | | |
| emú | | |
| col | | |
| gis | | |

| 4-Phoneme Words | Needs More Practice | Mastered | 4-Phoneme Words | Needs More Practice | Mastered |
|-----------------|---------------------|----------|-----------------|---------------------|----------|
| perro | | | lago | | |
| niño | | | boca | | |
| niña | | | nido | | |
| carro | | | león | | |
| llave | | | lodo | | |
| gato | | | rana | | |
| dedo | | | noche | | |
| casa | | | pera | | |
| luna | | | pata | | |
| papa | | | piña | | |
| mesa | | | taza | | |
| silla | | | hueso | | |
| pato | | | lata | | |
| cama | | | arroz | | |
| rojo | | | leer | | |
| vaso | | | rosa | | |
| mano | | | techo | | |
| bicho | | | foca | | |
| queso | | | pala | | |
| caja | | | capa | | |
| maiz | | | tubo | | |
| cuna | | | tres | | |
| cubo | | | pozo | | |
| papá | | | lobo | | |
| cara | | | cola | | |
| pelo | | | nudo | | |
| zorra | | | rama | | |
| chivo | | | pico | | |
| vaca | | | moño | | |
| mapa | | | apio | | |