

Really Good Stuff® Activity Guide

ESWS Spanish Sort Demo Cards: Beginning Sounds

Congratulations on your purchase of the Really Good Stuff® **ESWS Spanish Sort Demo Cards: Beginning Sounds**, a dynamic tool for bilingual and dual immersion language programs.

This Really Good Stuff® product includes:

- 217 **ESWS Spanish Sort Demo Cards**
- This Really Good Stuff® Activity Guide

As the first step in Spanish word sorting, the vowel sorts included in this set are picture cards only. Picture sorting builds phonemic awareness because, without seeing the written words, students focus on only the sounds of language. By feeling the sounds in their mouths, they build a strong phonological foundation that prepares them to recognize the written words that are part of the beginning consonant sorts.

The *ESWS Spanish Sort Demo Cards* correspond to the sorts in *Essential Spanish Word Sorts*. Use the cards in a pocket chart to model the sorts the students will be doing independently in class work, homework, literacy centers, and fun group or partner activities.

Beginning Vowel Sounds

Spanish language learners benefit from starting with words that have vowels in the beginning position. Whereas in English, vowels have many subtle variations in their pronunciation and are therefore introduced later, each vowel in Spanish generally makes one distinct sound.

Beginning Consonant Sounds

The consonant sorts have pictures and words. This combination provides an easy transition into sorting words only. In Spanish, the pronunciation of consonants in the beginning position is generally consistent.

How to Demonstrate Word Sorts

It's important to teach the word sorts at an appropriate pace for students at different reading levels. Students at earlier levels, for example, will need more repeated demonstration and practice with the sorts before completing them independently.

Types of Sorts to Demonstrate

- Closed sorts (most word sorting) – teacher directs the sort by giving the categories
- Open sorts – students see patterns and sort words into categories they determine
- Blind sorts – students hear a sort word and point to the appropriate category card
- Picture/word sorts – category and/or sort cards include pictures for added support
- Written sorts – students write sorted words onto a blank grid
- Speed sorts – students complete timed sorts to gain automatic recognition of word features
- Word hunt – sorts include words found in student reading, written on blank cards.

Timeline of Spanish Word Sorting with Examples

Concepts	Plants, animals; shapes; winter, summer
Beginning sounds	Vowel sounds, consonant sounds
Initial syllables	<i>ma, me, mi</i>
Word families	<i>apa, asa, ana</i>
Beginning blends	<i>pl, pr, fl, fr</i>
Diphthongs	<i>ue, ua, ui</i>
Contrasts	<i>b</i> and <i>v</i> in initial/middle position
Silent h	<i>ha</i> vs. <i>a</i> in beginning position
Soft/hard <i>c</i> and <i>g</i>	<i>ce</i> vs. <i>que</i> ; <i>ge</i> vs. <i>gue</i>
Other Confused spellings	<i>r, rr, n, ñ, ll</i>

ESWS Spanish Sort Demo Cards: Beginning Sounds

Small Group Demonstration

Whenever you introduce a new type of sort, focus on a different word feature, or notice that students need additional modeling, lead a small-group demonstration. A 4-Column Word Sorting Pocket Chart is available for purchase through Really Good Stuff®. Here is one of many possible ways to model a closed word sort:

1. Select two or more categories (such as **s**, **m**, and **p**) and set up a pocket chart in a visible position.
2. Hold up each picture and word card and say the word with the group, offering support as necessary.
3. Select a picture card, such as **peluca**, and ask the group if **peluca** begins with the sound of **m** as in **mapa**, or with **p** or **s**. When students name the correct category, place the **p** category card in the next column of the pocket chart and the word **peluca** below it. Sort several picture cards this way.
4. Select one word card and say the word, such as **mapa**. Ask the group if **mapa** begins with **m** as in **manzana**, **p** as in **pelota**, or **s** as in **sombrero**. Repeat the word, placing emphasis on the beginning sound, **m**. When the correct category is named, place the **m** category card at the top of the pocket chart and the word **mapa** below it.
5. Sort the rest of the cards using the method described in steps 3 and 4.
6. Continue to sort words by comparing them to the

other words in each category. Sort all of the word cards this way.

7. Repeat the sort in the pocket chart, this time asking students to place the sort words in the columns.
8. Reflect on the sort with your group, guiding students toward seeing the beginning sounds. Talk about how the words are alike and different, and what challenges the students encountered.



Reinforcement

Additional materials can add versatility, variety, and fun to your class's word sorting. Personalized student sorting books, student sorting mats, spinners, and other items can be made or purchased to use in conjunction with these sorts.

Student Games

Beginning Vowel Spin

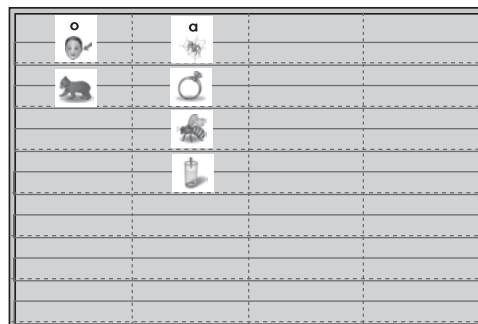
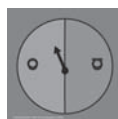
Materials: Beginning vowel spinner, such as Write-Again® Dry Erase Spinner (item #303311); number spinner or number cube; 4-Column Sorting Pocket Chart

Students spin random beginning sound categories and they are challenged to sort a word in that category.

1. Make a beginning vowel sound spinner or write the beginning vowel categories on the spaces of a Write-Again® Dry Erase Spinner.
2. Set up the Category Demonstration Cards, such as **o** and **a** in a Sorting Pocket Chart.
3. Scatter all the Beginning Vowel Picture Sort Demonstration Cards face up on a table near the spinner.
4. Use a number spinner or a number cube to decide who goes first.
5. The player spins a vowel category such as **o** and then finds an **o** Beginning Vowel Picture Sort Cards to match the category. The player holds up the card and

says the word, and then places the card in the correct column. If the player is unable to determine the correct category, the card gets shuffled back in with the other sort cards.

6. Play the rest of the game this way until time is up or until students are ready to practice new beginning vowel sounds. Optional: At the end of the game, the winner is the player with the most correct sorts.



Draw From a Hat

Students draw *Picture/Word Sort Demonstration Cards* and then must say the word and the category it belongs to (and if able, write the word in the correct column). Or, students draw *Sort Category Demonstration Cards* and must find or name a word from the category (similar to *Beginning Vowel Spin*).

Student Activities


Beginning Sound Mini Books

Have students keep word sort books that include space for practicing and recording word sorts as well as space for reinforcement activities.



Students can also make beginning sound books in which they illustrate a word for every letter of the alphabet.



My Practice Space			
			
puerca			
in	id	ig	ip
bin	kid	pig	dip
tin	lid	dig	hip
fin	did	big	zip
pin	bid		lip
			tip

Partner Match

Students wear (using clips on their shirts or string necklaces with clips) matching beginning sound *Picture and Word Sort Demonstration Cards*. They must walk around the room and each find their match. Challenge: Students wear the words on their backs.

Related Products available from Really Good Stuff®:

Essential Spanish Word Sorts (item #302734)

4-Column Sorting Pocket Chart (item # 301823)

My Sort Journal (item #302722)

Essential Spanish Word Sorts Demonstration Cards: Open Syllables and Rhyming Endings (item #303214)

Essential Spanish Word Sorts Demonstration Cards: Beginning Blends and Diphthongs (item #303208)

Essential Spanish Word Sorts Demonstration Cards: Confused Sounds in Spelling and Reading (item #303202)



Really Good Stuff® Activity Guide

ESWS Spanish Sort Demo Cards: Beginning Sounds

Answer Key for Beginning Sounds

Beginning Vowel Sound Picture Sorts

o, i	ojo, oreja, oruga, ocho, oso, óvalo (eye, ear, caterpillar, 8, bear, oval)
	iglú, imán, iguana, igual, insecto, isla, (igloo, magnet, iguana, equal, insect, island)
o, a	oreja, ojo, oruga, oso, olla, ombligo (ear, eye, caterpillar, 8, bear, pot, belly button)
	araña, anillo, abeja, abrigo, agua, aguacate, (spider, ring, bee, coat, water, avocado)
i, a	imán, iglú, iguana, igual, insecto, isla, (magnet, igloo, iguana, equal, insect, island)
	aguja, águila, ajo, almohada, ala, apio (needle, eagle, garlic, pillow, wing, celery)
o, a, i	oveja, ojo, oreja, oruga, oso, olla, (sheep, eye, ear, caterpillar, bear, pot)
	anillo, abrazo, aguacate, avion, aleta, arena (ring, hug, avocado, plane, fin, sand)
	iguana, imán, iglú, igual, insecto, isla, (iguana, magnet, igloo, equal, insect, island)
e, u	escuela, elefante, enfermo, esqueleto, esponja, espina (school, elephant, sick, skeleton, sponge, spine)
	uvas, uno, unicornio, uña (grapes, 1, unicorn, fingernail)
e, a	elefante, escuela, escalera, escarabajo, enfermo, escorpión (elephant, school, staircase, beetle, sick, scorpion)
	avion, aguja, amigos, ave, arena, avestruz (plane, needle, friends, bird, sand, ostrich)
u, a	uno, unicornio, uña, uvas, (1, unicorn, fingernail, grapes)
	abeja, abrigo, agua, ajo, alfombra, abrazo (bee, coat, water, garlic, pillow, hug)
e, u, a	esqueleto, enfermo, escalera, escorpión, erizo, esponja (skeleton, sick, staircase, scorpion, sea urchin, sponge)
	unicornio, uno, uña, uvas, (unicorn, 1, fingernail, grapes)
	alfombra, águila, abeja, avestruz, aleta, apio (rug, eagle, bee, ostrich, wing, celery)

Beginning Consonant Sound Picture-Word Sorts

s, m, p	sol, sapo, silla, sopa, sombrero, sombra, siete, seis (hat, shadow, 7, 6)
	mano, mapa, maíz, mono, manzana, mapache, montaña, (apple, raccoon, mountain)
	pato, pez, piña, pozo, pelota, peluca, puerta, puerco, pollito, pingüino (ball, wig, door, pig, chick, penguin)
l, c, v	luna, lata, león, leche, limón, langosta, lengua, lentes, labios, lámpara (lemon, lobster, tongue, glasses, lips, lamp)
	coche, casa, coco, cono, cola, castillo, concha, corbata, cortina, cuchara, cuchillo, cuatro (castle, shell, tie, curtain, spoon, knife, 4)
	vaca, vela, viento, vestido, volcán, violín, víbora (dress, volcano, violin, snake)
j, d, f	jarro, juego, jugo, jardín, jaula, jamón, jabón, jirafa (garden, cage, ham, soap, giraffe)
	dedos, dado, doce, dos, donde, delfín, durazno, diez (dolphin, peach, 10)
	foco, faro, falda, fin fútbol, fantasma, fuego (soccer, ghost, fire)
g, r, y	gato, gallo, garras, golfo, gorila, gato, guitarra, gusano (gorilla, guitar, worm)
	rana, ratón, raíz, rama, rey, reloj, ropa, rosa, rueda, rábano, reina, reloj, rodilla (wheel, radish, knee)
	yema, yuca, yoyo, yogurt (yoyo, yogurt)
z, ch, ll	zorra, zumo, zarpa zanahoria, zapato, zoológico, zigzag (carrot, shoe, zoo, zigzag)
	chicle, chango, chico, chiste, chispa chimenea, chivo, cheque, chamarra (chimney, checkmark, jacket)
	llama, llave, llano, lleno, lleva lluvia, llorar (rain, cry)