



Magnetic Multicultural Dressing Dolls

Here's What You Get!

- 8 Dressing Dolls
- 64 Pieces of Magnetic Clothing
- 1 Storage Tray
- 1 World Map Poster
- 1 Teacher's Activity Guide

Introduction:

Children love dressing up, and dressing up is even more fun with clothing from around the world! Today, most people dress in a similar fashion – pants, shirts, skirts, or dresses – but people in some countries wear culturally unique clothing. And, people all over the world dress up for special occasions, sometimes wearing distinctive clothes based on tradition. Design, materials, and colors are important to many cultures. The simplified map indicates traditional clothing from fourteen different countries. Clothing is detailed on the back of this guide.

Use the Excellerations® Magnetic Multicultural Dressing Dolls to address these Head Start Early Childhood Learning Outcomes:

- P-ATL 11 Child shows interest in and curiosity about the world around them.
- P-ATL 13 Child uses imagination in play and interactions with others.
- IT-C 13 Child uses pretend play to increase understanding of culture, environment, and experiences.
- P-SE 11 Child has sense of belonging to family, community, and other groups.

In addition, the culturally diverse clothing that includes gender-specific examples meets the ECERS-R indicator for Dramatic Play.

Suggested Activities


Mix or Match?

Invite the children to dress the dolls in any clothing pieces desired. It's okay to wear a *dashiki* from Ghana with a Puerto Rican *falda* and a Russian *kokoshnik*! As they choose pieces, encourage them to discuss colors, designs, and similarities and differences to other pieces of clothing in the set, and to their own clothing. For example, they may have a hat but it may look different from a *sombrero*.


World Explorers

Encourage the children to look at the costumes on the map. Ask them if they have ever dressed up for a party. Guide them to understand that people in different countries wear diverse kinds of clothing, especially for parties, festivals, and other special occasions. Have the children select pieces to recreate one or more of the outfits shown on the dressing dolls. If appropriate, share some very basic information about that country and introduce new vocabulary words from the back of this guide. For example, "It is very hot in Ghana. Men and women wear loose shirts called *dashikis*. Women wear skirts called *kabas*."

#MAGWORLD




Netherlands



Scotland



Russia




Nigeria




Ghana



Kenya




Saudi Arabia



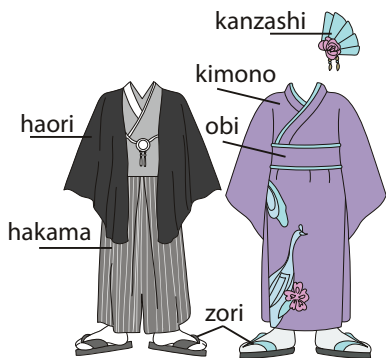
Puerto Rico



Brazil




Mexico




Japan



China



Vietnam



India

⚠ WARNING
CHOKING HAZARD-Small parts
Not for children under 3 yrs.