

Tap & Blend

Long Vowel Cards

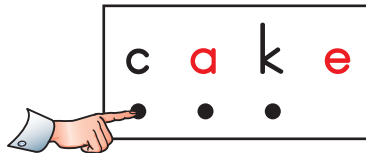
84 Word Blending Cards AND 84 Picture Cards



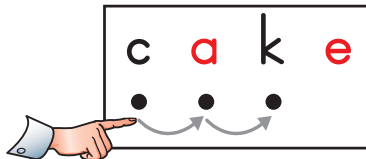
Instructions

Materials: Color-coded set of Word Blending Cards and their corresponding Picture Cards

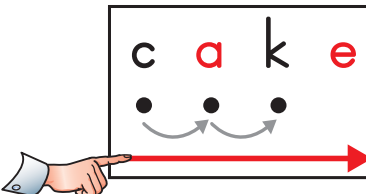
1. Select a Word Blending Card and place it in front of you. Place the Picture Cards faceup so that everyone can see them.
2. Segment the word into sounds. Tap the dot beneath each letter as you pronounce its sound.



3. Blend the sounds. Follow the gray lines with your finger as you blend the sounds.



4. Read the word quickly. Follow the arrow with your finger as you read the word.



5. Find the picture of the word you just read and place it next to the Word Card. Turn it over to check for accuracy.

