

Multiplication and Division Words Posters Set

This Really Good Stuff® product includes:

- **Multiplication and Division Words Posters Set**, laminated
- This Really Good Stuff® Activity Guide

Congratulations on your purchase of this Really Good Stuff® **Multiplication and Division Words Posters Set**—a colorful visual reminder of mathematical vocabulary that will help students to know whether to multiply or divide.

Meeting Common Core State Standards

This Really Good Stuff® **Multiplication and Division Words Posters Set** is aligned with the following Common Core State Standards for Mathematics:

Operations and Algebraic Thinking

- 3.B** Solve two-step word problems using the four operations...
- 4.Overview.OA.** Use the four operations with whole numbers to solve problems.

Displaying the Multiplication and Division Words Posters Set

Before displaying the **Multiplication and Division Words Posters Set**, make copies of this Really Good Stuff® Activity Guide, and file the pages for future use. Or, download another copy of it from our Web site at www.reallygoodstuff.com. Hang the *Posters* where students will be able to see and interact with them easily.

Introducing the Multiplication and Division Words Posters Set

Write the following multiplication and division words on the board. Discuss and solve several word problems using the key words:

Multiplication

multiplied by
product
times
total
by
of
twice
equal groups

Division

divided by
quotient
share equally
parts
each
half (or other fraction)
split equally
goes into

After several word problems, draw large multiplication and division signs, like those on the *Posters*, on the board. Ask students which words in each of these problems told them to multiply or divide, and write the appropriate words within the correct sign.

After completing these exercises, reveal the

Multiplication and Division Words Posters Set.

Explain that you will leave these *Posters* displayed, and encourage students to refer to them should they become stuck on a word problem or need the correct language to create a word problem.

Throughout the year, refer to the **Multiplication and Division Words Posters Set** during math lessons to reinforce the terminology.

Multiplication and Division Words Personal Posters Reproducible

Copy and distribute the *Multiplication and Division Words Personal Posters Reproducible*. As a review, have students write the correct words for both operations within the correct symbol. Direct students to share the words; then urge them to take home the reproducible to use it as a homework resource.




Multiplication and Division Words Desk Reproducible

Copy, cut, and laminate several copies of the *Multiplication and Division Words Desk Reproducible*. Attach the reproducible to the desks or math folders of students who need more reinforcement.

Multiplication and Division Words Assessment Reproducible

Copy and distribute the *Multiplication and Division Words Review and Assessment Reproducible*. Review the directions, and ask students to complete the reproducible.



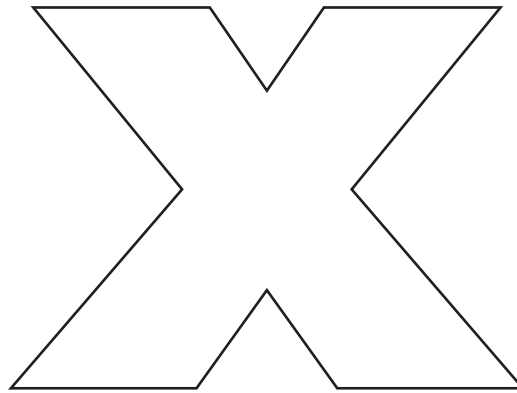
My Multiplication and Division Words



Name _____ Date _____

Directions: Trace a line from the math terms on the outside to the correct mathematical operation it indicates—multiplication or division.

by
 one fourth
 total
 product
 multiplied by
 of
 parts
 share equally
 quotient

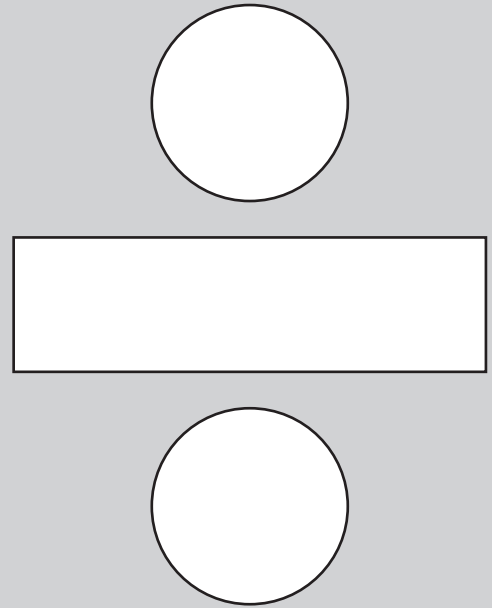



each
 equal groups
 divided by
 half
 goes into
 times
 twice
 split equally

Create a multiplication word problem and a division word problem using one of the above mathematical terms or phrases. Then ask a friend to solve your word problems.

Multiplication	Division

Multiplication and Division Words



Multiplication and Division Words

