

Readers' Theater

Readers' Theater

Big Bug Island

Really Good Stuff® offers
a collection of Readers' Theater stories.
Check them out in our catalog
or online at

www.reallygoodstuff.com



GRL: H
DRA: 14

Really Good Stuff® 

1-800-366-1920 www.reallygoodstuff.com

#156425

Really Good Stuff® 

Each reader's part is highlighted in color.

List of Characters

(in order of appearance)

Group 1: Green

Group 2: Blue

Group 3: Orange

All: Red

When the characters speak in unison, it is noted as **All**.



Really Good Stuff® 

© 2008 Really Good Stuff® 1-800-366-1920 www.reallygoodstuff.com #156425

No part of this publication may be reproduced or transmitted in any form or by any means, electronic or mechanical, including photocopy, recording, or any information storage or retrieval system, without permission in writing from the publisher.

Big Bug Island

Group 1: It's a bright and sunny day. Our teacher is taking us on a field trip. We are going to Big Bug Island.

Group 2: We are excited to go on a field trip. We wonder why this place is called Big Bug Island.



Group 1: When we get there, all the bugs we see are small. They look like regular bugs.

Group 2: They are small enough to put in bottles so that we can study them.

Group 3: The bugs are crawling around. Are they looking for food?

All: Are there any big bugs on Big Bug Island?



Group 1: Look at those funny-looking flowers growing on the beach.

Group 2: We look closely at the flowers. We see bugs munching on them.

Group 3: The bugs eat the petals, and they eat the leaves.

All: Munch, munch, munch!
Watch those little bugs eat!




Group 1: A little while later, the bugs start to grow!

Group 2: Little caterpillars turn into big caterpillars. Tiny beetles turn into great big beetles.

Group 3: Small ants turn into giant ants.

All: Now we know why this place is called Big Bug Island!



Group 1: You might think it's scary to see a giant bug. But they are very friendly.

Group 2: They let us come close to look at them.

Group 3: Some are very pretty and very colorful.




Group 1: Back home, it's fun to make a wish when you see a ladybug.

Group 2: But on Big Bug Island, you can make bigger wishes because the ladybugs are bigger!

Group 3: You can ride them like horses.


Group 1: Watch out! They can spread their wings and fly!



Group 2: Some children fly high in the sky on dragonflies.

Group 3: Butterflies are fun to ride, too!

Group 1: The world looks small from way up here. The people look like tiny little—bugs!



All: Big Bug Island is great for exciting rides. But be sure to hold on tight!

Group 2: There are bugs that never leave the ground.

Group 3: They live deep inside the earth.

Group 1: A giant worm is one of them. We try to ride one, but it's just too slippery!



Group 2: When it is time to eat lunch, a big cockroach scares our teacher. The cockroach wants to eat our teacher's sandwich.

Group 3: A big spider bangs on rocks and coconuts. The sounds it makes are too loud!

All: Big Bug Island isn't all fun!



Group 1: What is happening now? The bugs are getting smaller.

Group 2: We are happy to see the bugs go back to being small again.

Group 3: We now see that the bugs don't stay big for long.

Group 1: But what could make them get so big?



Group 2: Aha! The bugs will have to eat the funny-looking flowers again.

Group 3: In the morning, the bugs are small. Then they eat lunch. The flowers make the bugs big.

Group 1: Big, small, big, small—it happens every day here.

All: This was fun! We will come again someday. Good-bye, Big Bug Island!

