



The image is a large, red, star-shaped fortune teller with a central circle containing a group of diverse children. The star has eight points, each with a different activity prompt. The background is red with small white stars. The central circle is labeled "End-of-Year".

**End-of-Year**

**Top-Left Point:**  
We learned **M-A-T-H**  
Name three math facts.

**Top-Right Point:**  
We asked **O-U-E-S-T-I-O-N-S**  
Ask a hard question.

**Right Point:**  
We wrote **I-D-E-A-S**  
Tell about your favorite writing piece.

**Bottom-Right Point:**  
We made **F-R-I-E-N-D-S**  
Tell what makes a good friend.

**Bottom Point:**  
We played **G-A-M-E-S**  
Act out a game you played in school.

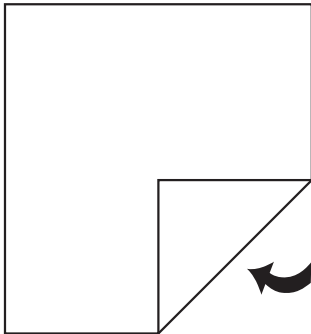
**Bottom-Left Point:**  
We read **B-O-O-K-S**  
Name your favorite book.

**Left Point:**  
We heard **S-T-O-R-I-E-S**  
Act like your favorite story character.

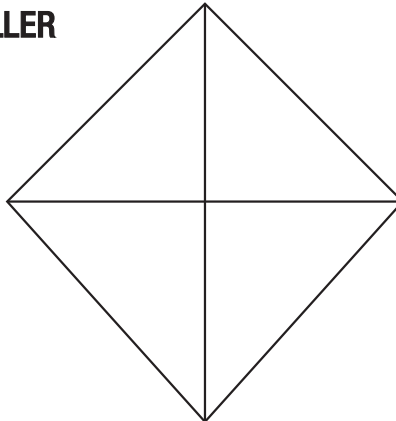
**Top Point:**  
We learned **S-C-I-E-N-C-E**  
Tell about your favorite science project.

**Decorative Elements:**  
- **Top-Left:** Illustration of a girl with pigtails, text: "Vacation's B-E-G-U-N"  
- **Top-Right:** Illustration of a boy with glasses, text: "Let's play in the S-U-N"  
- **Bottom-Left:** Illustration of a boy, text: "We had fun F-U-N"  
- **Bottom-Right:** Illustration of a girl, text: "School's D-O-N-E"

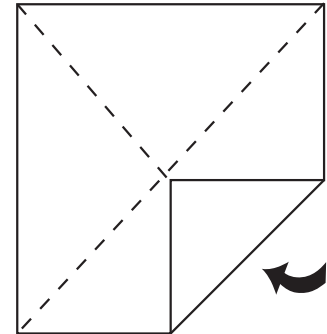
## HOW TO FOLD YOUR FORTUNE TELLER



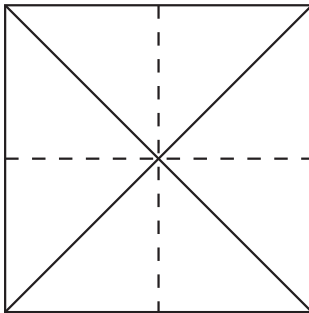
Place Fortune face down.  
Fold each corner so it meets in the middle.



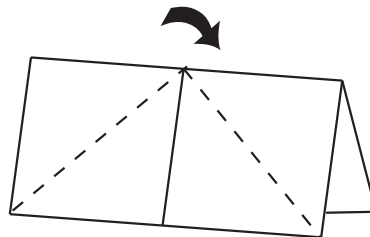
Turn Fortune over.



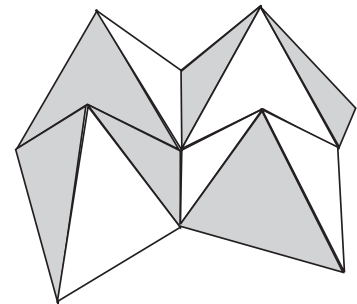
Fold each corner up again  
so it meets in the middle.



Fortune should look like this.



Fold the top over towards you.



Place your fingers under the flaps.  
Move your fingers back and forth so  
you can open and close your fortune.

## HOW TO USE YOUR FORTUNE TELLER

1. Play with a partner. Begin by reading each message together.
2. Have your partner pick one message from the top flap. Move your hands back and forth to open and close your Fortune Teller as you spell out the last word in that message. For example, if the word to spell is F-U-N (fun) move your Fortune Teller back and forth three times--once for each letter in the word.
3. Repeat by having your partner choose another message from an inside flap. Use your Fortune Teller to spell out the last word in the message on that flap.
4. Have your partner read and perform the fortune. Now it is your turn to pick and play!

